

Ref.: VE2CIP54NY

Datasheet: September 2024 / Page 1

2x1 feet weatherproof soft light LED panel R+G+B+W+CW with wireless control

EVO 2 is a weatherproof IP54 panel with a 100% aluminum housing, designed specifically to endure the toughest working conditions in wet or dusty locations.

It delivers the same full output powered by two standard V-Lock or Gold Mount batteries as it does from AC power. EVO's back panel has a twist-on plate to quickly install the battery mount, AC power supply, or center ball mount.


It delivers the same full output powered by a 28V battery as it does from AC power and includes built-in wireless DMX LumenRadio, Art-Net Wi-Fi and Bluetooth to remotely control through VELVET GOYA free App.



[Click here for more product information](#)

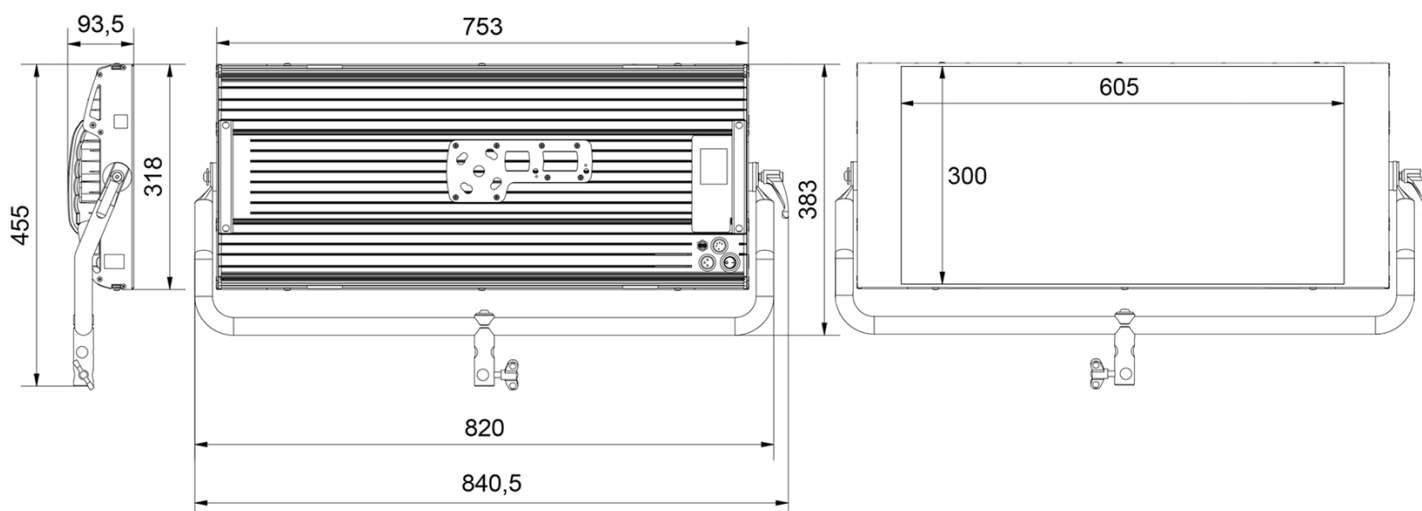


1. Accessories mounting plate
2. Light power buttons
3. Up and down scroll buttons
4. Enter / + / - Adjustment buttons
5. 3200K / 5600K quick access buttons
6. Back button
7. Mode selection / Lock buttons
8. XLR-5 DMX RDM In & Out connector
9. Main power switch
10. XLR-3 DC In connector
11. Mini USB connector

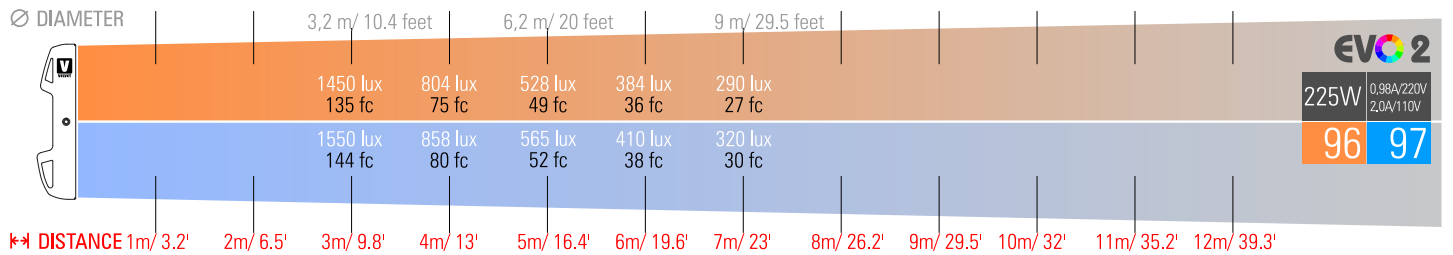
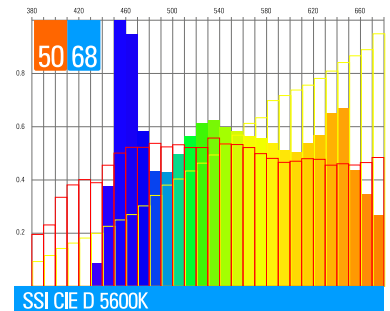
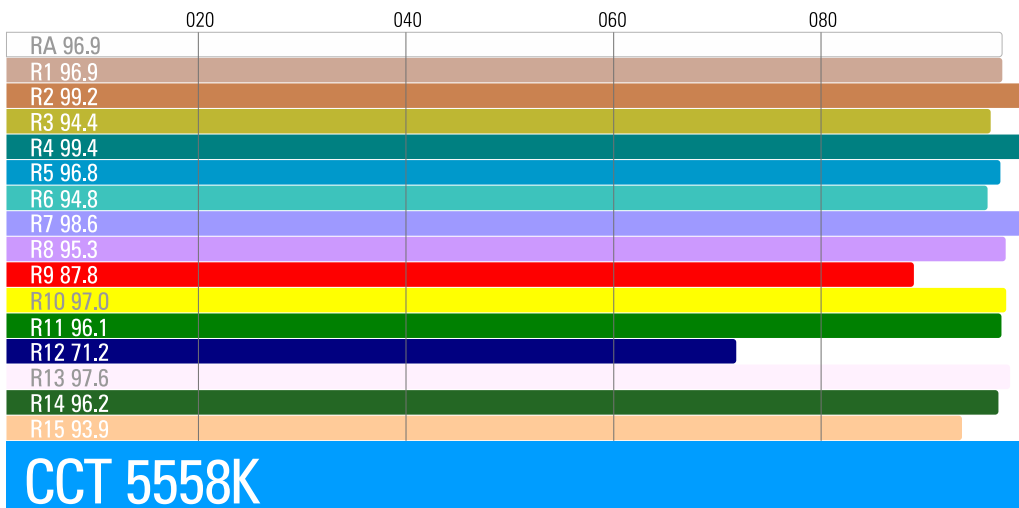
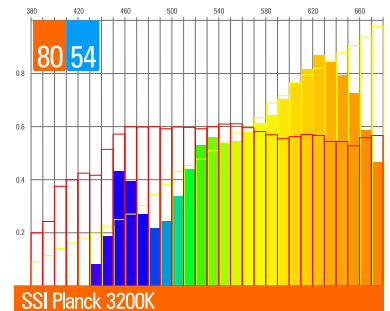
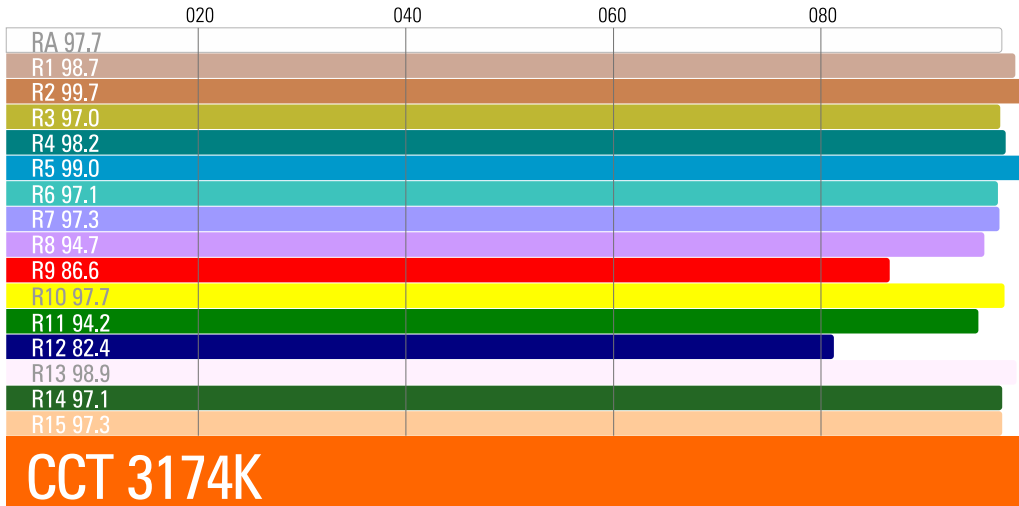


SPECIFICATIONS	
COLOUR TEMPERATURE	Continuously adjustable from 2500K to 10.000K
GREEN-MAGENTA	Continuously adjustable from full minusgreen to full plusgreen
COLOR SPECTRUM	Full color spectrum R+G+B+W+CW with hue, saturation, and base colortemperature control
CONTROL COLOR MODES	CCT, HSI, RGB, Gels and Effects base Kelvin white light can be set combined with any color
LIGHT INTENSITY	Dimmable 0 to 100, smooth and flicker-free
LOCAL CONTROL	With 8x shock resistant buttons and color display
WIRE CONTROL	DMX-RDM with XLR-5 in connector
WIRELESS CONTROL	DMX-RDM with LumenRadio, CRMX Wi-Fi Art-Net +VELVET Goya App, Bluetooth
TLCI INDEX	96 at 3174 and 96 at 5558K
PHOTOMETRICS	1550 lux / 144 fc at 3m / 10 feet 410 lux / 38 fc at 6m / 20 feet
BEAM ANGLE	95°
DIMENSIONS	753 x 318 x 92mm / 29.6 x 12.5 x 3.6 inches
WEIGHT	6.9 kg / 15.2 lbs (panel) 7.6 kg / 16.7 lbs (panel + yoke)
POWER DRAW	225W (0.98A at 220VAC — 2.0A at 110VAC)
POWER SUPPLY	24-35V DC (XLR3). VLock/ Gold Mount battery plate 90-264V AC 50/60Hz
LED RATED LIFE	More than 50.000 hours
POWER CONNECTION	Neutrik PowerCon TRUE1 TOP In connector
OUTPUT FREQUENCY	2000 fps
OPERATION TEMPERATURE	From -20°C to +40°C
COOLING	Silent and fan-free passive cooling
PROTECTION	IP54 weatherproof, indoor or outdoor use
VELVET LED CYC TECHNOLOGY	Selected BIN LED core unit + optic diffuser + CPU software control
RIGGING OPTIONS	Aluminum yoke with 28mm junior pin, multiple ¼"-20 rigging points, pole-operated yoke.
QUICK MOUNTING ACCESSORIES	Foldable SnapBag, foldable Snapgrid, removable barn doors, cordura case, hard case
CONSTRUCTION & FINISH	Fixture and yoke made of 100% black powdercoated extruded and sheet aluminum

WIRE VIEW



PHOTOMETRICS



ACCESSORIES

Mandatory accessories

RIGGING

VE2-YT



VE2-YPO



VE-QLS



SPIGOTS AND CLAMPS

EV-2816TK



V-CCLAMPKIT



POWER SUPPLY

VEIP-PSU320WNC



Choose cable for the PSU ACC3.5M-TRUE1



ACC3.5M-TRUE1UK



ACC3.5M-TRUE1A



ACC3.5M-TRUE1BE



BATTERY ADAPTERS

VE-DVLOCK



VE-DVLOCKIP



VE-DGOLD



VE-DGOLDIP



Optional accessories

BEAM CONTROL

VE2-RB



VE2-SG



VE2-SB



Ref.: VE2CIP54NY

Datasheet: September 2024 / Page 5

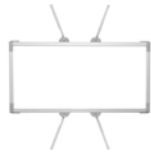
VE2-SGXSB



VE2-SLOT



2X1-RABBITREC



OCTA-SBR05



OCTA5-SG



TRANSPORT

VE2-BAG



VE2-CASE



CABLES

CAB-XLR3DCC4.5M



DMX-DMX2M



DMX-DMX3M



DMX-DMX6M



DMX-DMX10M



DMX-DMX20M



THE-DMXINOUT



REMOTE CONTROL

VE-ROUTER

