

Ref.: VE1CIP54NY

Datasheet: September 2024 / Page 1

1x1 foot weatherproof soft light LED panel full R+G+B+W+CW with wireless control

EVO 1 is a portable, weatherproof IP54 RGB+W+CW LED panel with a robust aluminum housing, designed specifically to endure the toughest working conditions in wet or dusty locations.

EVO 1 delivers full power light around one hour using a single 90Wh 14.4V battery.

EVO's back panel has a twist-on plate to quickly install the battery mount, AC power supply, or center ball mount.


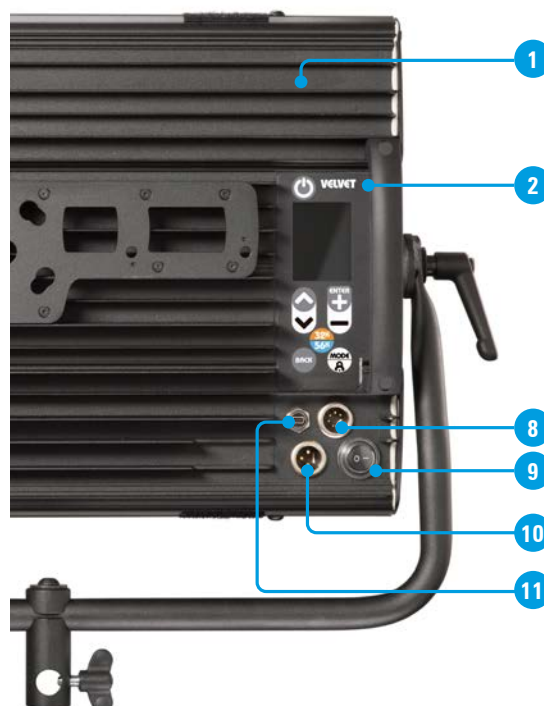
It delivers the same full output powered by a 28V battery as it does from AC power and includes built-in wireless DMX LumenRadio, Art-Net Wi-Fi and Bluetooth to remotely control through VELVET GOYA free App.



[Click here for more product information](#)

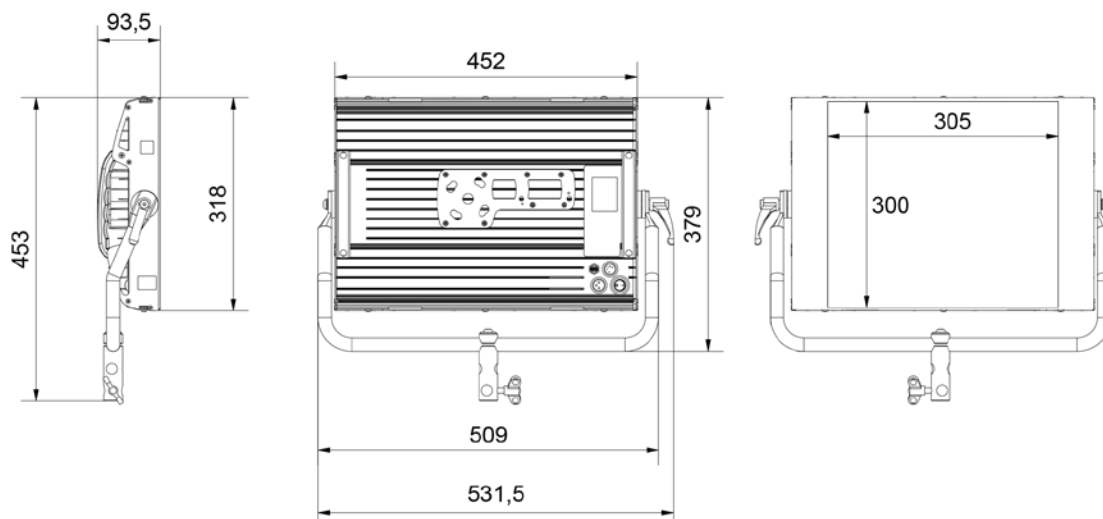


1. Accessories mounting plate
2. Light power buttons
3. Up and down scroll buttons
4. Enter / + / - Adjustment buttons
5. 3200K / 5600K quick access buttons
6. Back button
7. Mode selection / Lock buttons
8. XLR-5 DMX RDM In & Out connector
9. Main power switch
10. XLR-3 DC In connector
11. Mini USB connector

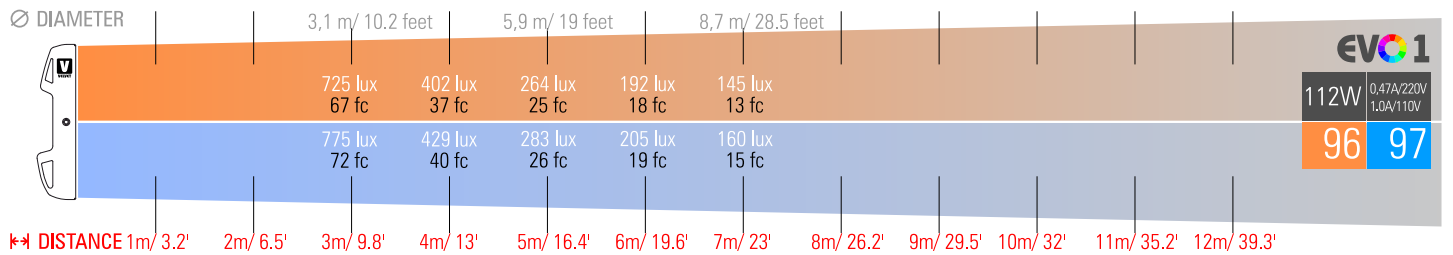
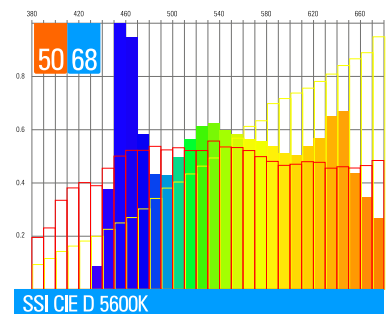
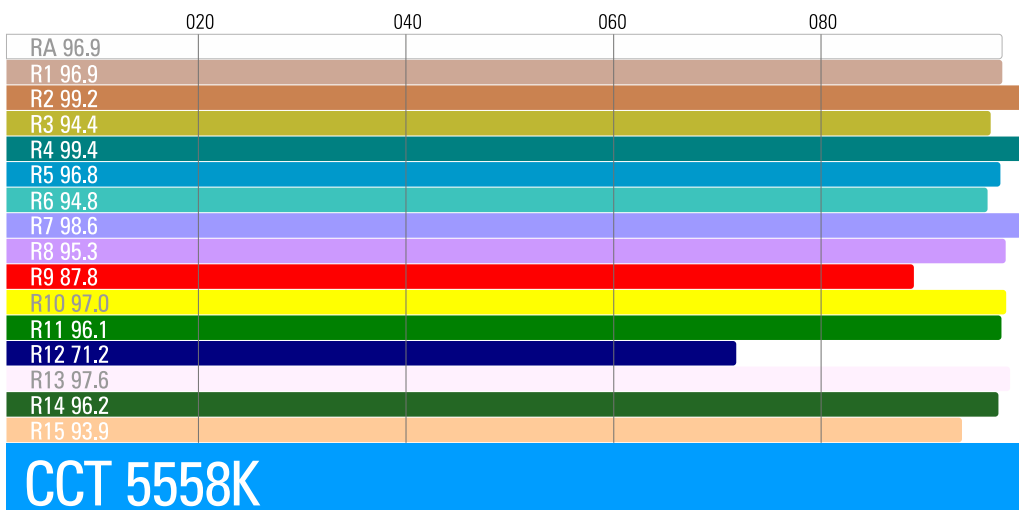
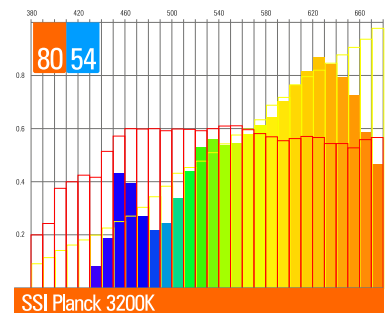
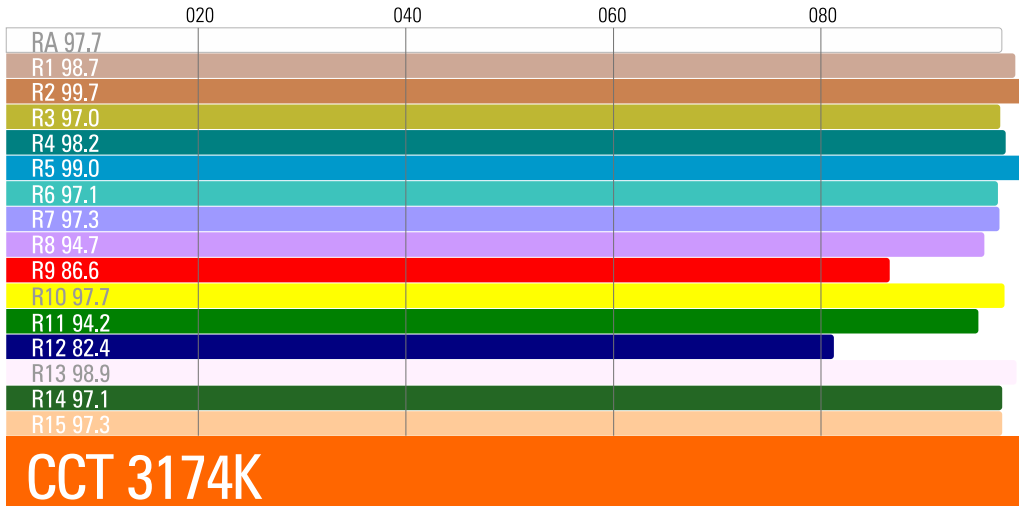


SPECIFICATIONS	
COLOUR TEMPERATURE	Continuously adjustable from 2500K to 10000K
GREEN-MAGENTA	Continuously adjustable from full minusgreen to full plusgreen
COLOR SPECTRUM	Full color spectrum R+G+B+W+CW with hue, saturation, and base colortemperature control
CONTROL COLOR MODES	CCT, HSI, RGB, Gels and Effects base Kelvin white light can be set combined with any color
LIGHT INTENSITY	Dimmable 0 to 100, smooth and flicker-free
LOCAL CONTROL	With 8x shock resistant buttons and color display
WIRE CONTROL	DMX-RDM with XLR-5 in connector
WIRELESS CONTROL	DMX-RDM with LumenRadio, CRMX Wi-Fi Art-Net +VELVET Goya App, Bluetooth
TLCI INDEX	96 at 3174K and 97 at 5558K
PHOTOMETRICS	775 lux / 72 fc at 3m / 10 feet 205 lux / 19 fc at 6m / 20 feet
BEAM ANGLE	95°
DIMENSIONS	453x318x92mm / 17.8x12.5x3.6 inches
WEIGHT	4.4 kg / 9.7 lbs (panel) 4.9 kg / 10.8 lbs (panel + yoke)
POWER DRAW	112W (0.47A at 220VAC — 1.0A at 110VAC)
POWER SUPPLY	12-35V DC (XLR3). VLock Gold mount battery 90-264V AC 50/60Hz
LED RATED LIFE	More than 50.000 hours
POWER CONNECTION	Neutrik PowerCon TRUE1 TOP In connector
OUTPUT FREQUENCY	2000 fps
OPERATION TEMPERATURE	From -20°C to +40°C
COOLING	Silent and fan-free pasive cooling
PROTECTION	IP54 weatherproof, indoor or outdoor use
VELVET LED TECHNOLOGY	Selected BIN LED core unit + optic diffuser + CPU software control
RIGGING OPTIONS	Aluminum yoke with 16mm baby receptacle combined with 28mm junior pin, center ball-head mount, multiple 1/4"- 20 rigging points, pole operated yoke.
QUICK MOUNTING ACCESSORIES	Foldable SnapBag, foldable Snapgrid, removable barn doors, cordura case, hard case
CONSTRUCTION & FINISH	Fixture and yoke made of black powdercoated extruded and sheet aluminum

WIRE VIEW



PHOTOMETRICS



ACCESSORIES

Mandatory accessories

RIGGING

VE1-YT



VE1-YPO



VM-QLS



SPIGOTS AND CLAMPS

THE-2816CTUBEK



V-CCLAMPKIT



POWER SUPPLY

VEIP-PSU150WNC



Choose cable
for the PSU

ACC3.5M-TRUE1



ACC3.5M-TRUE1UK



ACC3.5M-TRUE1A



ACC3.5M-TRUE1BE



BATTERY ADAPTERS

VM-VLOCKIP54



VM-VLOCKA



VM-GOLDA



Optional accessories

BEAM CONTROL

VE1-RB



VE1-SG



VE1-SB




VE1-SGXSB



VE1-SLOT



1X1-RABBITSQ



OCTA-SBR03



OCTA3-SG



TRANSPORT

VE1-BAG



CABLES

CAB-XLR3DCC4.5M



DMX-DMX2M



DMX-DMX3M



DMX-DMX6M



DMX-DMX10M



DMX-DMX20M



THE-DMXINOUT



REMOTE CONTROL

VE-ROUTER

